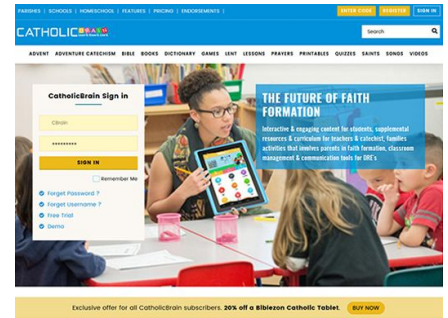
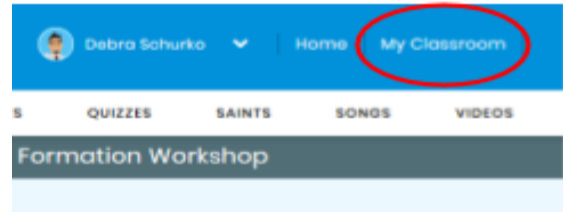


NAVIGATING CATHOLIC BRAIN

1) Go to www.catholicbrain.com. Log in using your username assigned to you (**Firstname.Lastname**) and password (**SFC2020**). The password is case sensitive.

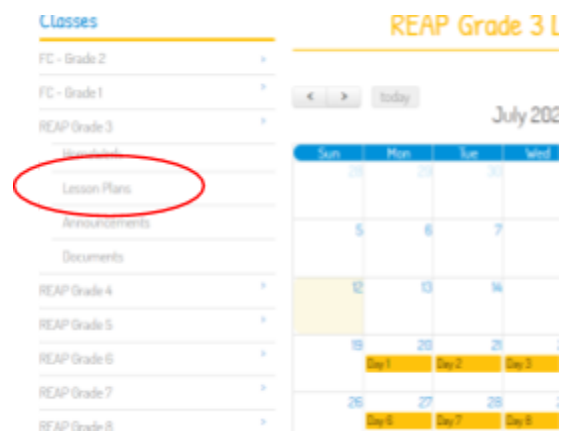


2) Once logged into Catholic, select “**My Classroom**” from the upper right corner of the toolbar.



3) Then, see the left-side menu to select your class, then select “**Lesson Plan.**”

Click on a day of your child’s class to view the plan.
(Class announcements can also be viewed)



4) Once in a day’s lesson, when you hover over the picture a **+** will appear. Click on the **+** to open the PDF of the lesson plan.

Follow the plan for Zoom information and activities to complete.

